

Handling System for Hood type Pre-wash Table with Bowl Left to Right, 1800mm

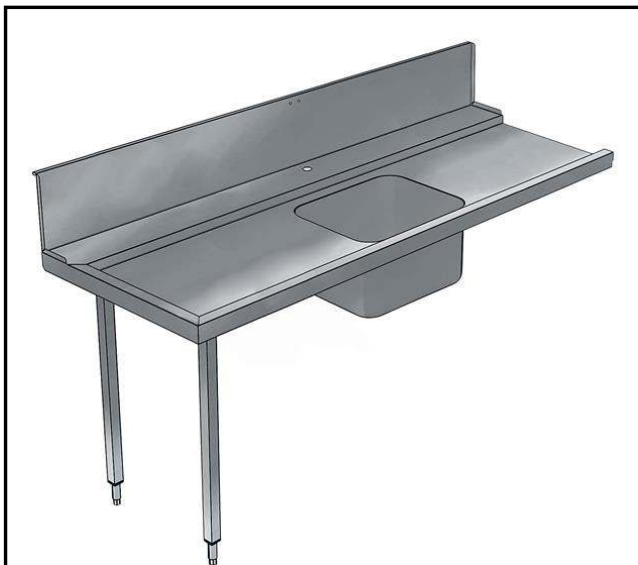
ITEM # _____

MODEL # _____

NAME # _____

SIS # _____

AIA # _____



865313 (BHHPTB18L)

Prewash table with
500x400mm bowl for Hood
Type, L>r, 1800mm

Short Form Specification

Item No.

For hood type dishwashers. Constructed in 304 AISI stainless steel with backsplash mm250h. N. 2 square 40x40mm tubular legs on height-adjustable feet. Bowl size mm500x400x300h with overflow pipe and drain hole. Basket direction: from left to right.

Main Features

- Supplied knocked-down and easy to assemble.
- Designed for 500x500 mm dishwashing racks.
- Plain undershelves and pre-rinse units available as optional accessories.

Construction

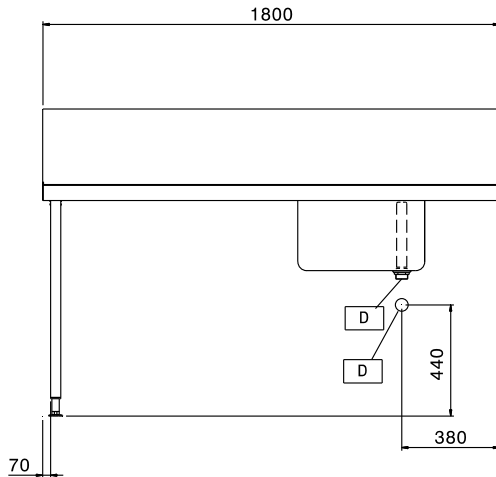
- Stainless steel feet 50 mm adjustable in height to ensure that tables drain back into the dishwasher.
- 700x500x300mm bowl available upon request.
- Included splashback to prevent water spatter.
- Deep anti-drip profiles completely folded with lower edge for safe and easy cleaning.
- All surfaces smooth with polished finish.
- 40x40 mm square tubular legs in AISI 304 stainless steel.
- 304 AISI stainless steel construction throughout.
- To be secured to the dishwasher and fitted with one pair of legs at the other end.
- Bowl size 500x400x300h with drain hole and strainer.

Optional Accessories

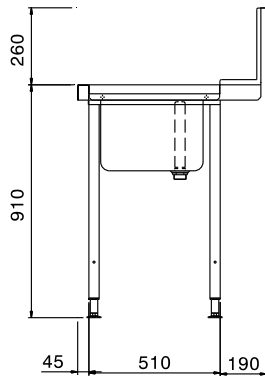
- Double hole deck mounted elbow operated mixing temperature faucet with pre-rinse unit PNC 855379 ☐
- Deck mounted mixing temperature pre-rinse unit PNC 855380 ☐
- Wall mounted mixing temperature pre-rinse unit PNC 855381 ☐
- Single hole deck mounted mixing temperature pre-rinse unit PNC 855385 ☐
- Single hole deck mounted elbow operated mixing temperature faucet with pre-rinse unit PNC 855386 ☐
- Single hole deck mounted riser add-on mixing temperature faucet with pre-rinse unit PNC 855389 ☐
- Undershelf for Dishwasher table, 1800mm PNC 865354 ☐
- Floor fastening kit for 2 square legs PNC 865386 ☐
- Single plastic drain syphon 2 " for Sinks PNC 895313 ☐

APPROVAL: _____

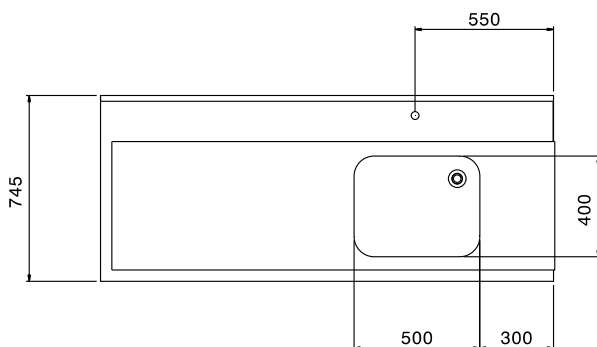
Front



Side



Top



Key Information:

External dimensions, Width:	
865313 (BHHPTB18L)	1800 mm
External dimensions, Depth:	745 mm
External dimensions, Height:	1170 mm
Net weight:	16 kg
Splashback Dimensions, Height:	300 mm
Basin dimensions:	500x400x300h